

ILEARN ACADEMY CHARTER SCHOOL



FISCAL YEAR 2017

ABOUT US

iLearn Academy Charter School (iLACS) opened its doors to 136 students in January 2015. As of December 17, 2017, iLACS has 500 students enrolled.

iLACS is a STEM (Science, Technology, Engineering, and Math) School and consists of K5 thru 5th grade.

ILEARN ACADEMY CHARTER SCHOOL (ILACS) STRATEGIC PLAN

- GOAL 1** ILACS will obtain accreditation from Western Association of Schools and Colleges in 2018.
- GOAL 2** All ILACS students will be able to read and comprehend at their grade level.
- GOAL 3** All ILACS personnel will be well equipped with the skills and resources they need to improve instruction and student learning through ongoing professional development.
- GOAL 4** The ILACS community will provide an enriching student learning environment and a positive and supportive atmosphere for all personnel.
- GOAL 5** The ILACS management will ensure that operational activities will meet high standards of accountability and resources will be utilized effectively.

STUDENT ENROLLMENT

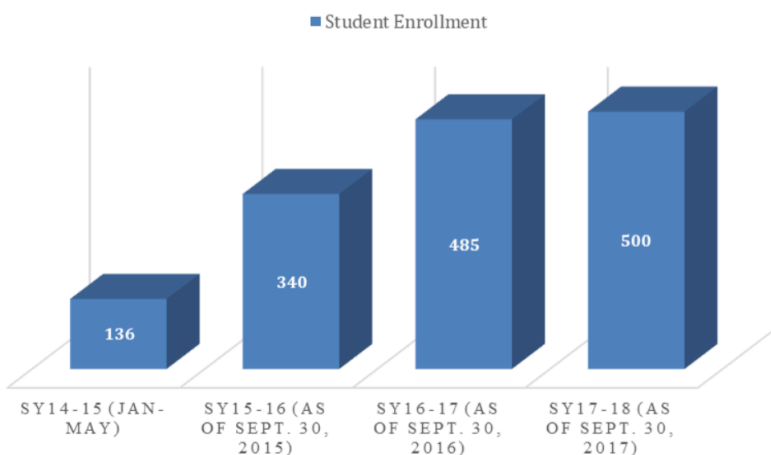


TABLE OF CONTENTS

- 1 ABOUT US
- 2 OUR PERFORMANCE
- 3 OUR FINANCES
- 4 CHALLENGES & FUTURE OUTLOOK

Board of Trustees

Mr. Francis Santos
Chairman

Dr. Paul Pineda
Vice Chairman

Mrs. Helen Nishihira
Secretary

Mr. Augusto Sablan
Treasurer

Ms. Rachel Alquero
Mrs. Gina Flores
Members

School Leadership

Mrs. Helen Nishihira
Chief Operations Officer

Ms. Rachel Alquero
Director of Curriculum & Instruction

Mr. Avelino Garrido
Principal Upper Elementary

Mrs. Maria Singh
Principal Lower Elementary

Mrs. Nina Field
Business Manager

OUR PERFORMANCE

It should be noted that three point data is necessary to indicate a trend. This is only iLearn’s second year with ACT Aspire.

In order to obtain an ELA score with ACT Aspire, the English, Reading, and Writing subtest needs to be taken. In SY2016-17, ACT Aspire was purchased through GDOE and the Writing Subtest was not included. Therefore, iLearn Academy had an incomplete set of data.

In order to obtain a STEM score with ACT Aspire, the Writing, Math, and Science subtest needs to be taken. In SY2016-17, the subtest for Writing and Science was not included. Therefore, iLearn Academy’s data is incomplete. However, iLearn Academy Charter School plans to complete all subtest to ensure that we would be able to acquire the necessary scores to create a conclusive report.

ACT ASPIRE DATA TREND 3-5 YEARS

ACT Aspire Trend Data 3-5 Years Schoolwide English Scores Average Score				
Grade	2016	2017	2018	2019
3	415R	415R		
4	418R	418R		
5	418C	421R		

ACT Aspire Trend Data 3-5 Years Schoolwide Writing Scores Average Score				
Grade	2016	2017	2018	2019
3	421C	*		
4	422C	*		
5	422C	*		

ACT Aspire Trend Data 3-5 Years Schoolwide Reading Scores Average Score				
Grade	2016	2017	2018	2019
3	411C	409S		
4	412C	413C		
5	413S	416C		

ACT Aspire Trend Data 3-5 Years Schoolwide Mathematics Scores Average Score				
Grade	2016	2017	2018	2019
3	411C	411C		
4	413C	414C		
5	412C	415C		

KEY	
E	Exceeding
R	Ready
C	Close
S	In Need of Support

- **Ready** — Students in this category have met the ACT Readiness Benchmark and are on target for 50% or higher likelihood of college course success by grade 11
- **Close** — Students in this category scored below but near the ACT Readiness Benchmark
- **In Need of Support** — Students in this category performed substantially below the ACT Readiness Benchmark

OUR FINANCES

FY2017 Financial Highlights

- The assets of the School exceeded its liabilities at the close of fiscal year by \$ 7,072 (*net position*). Revenue ↑ by 34.65% and Expenditures ↑ by 37.61% as a result of an increase in student enrollment and the increase in allotted amount per enrollee as authorized by P.L. 33-185. The Federal Consolidated Grant also caused an increased through in-kind contributions.
- Enrollment at close of fiscal year is 500 students as authorized by P.L. 33-185, Ch. II, Sec. 2.

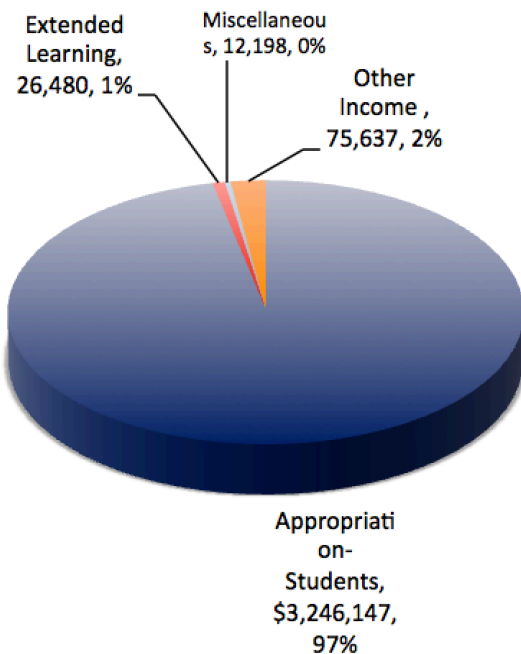
REVENUES FY 2017

Appropriation- Students	\$3,246,147
Extended Learning	26,480
Miscellaneous	12,198
Other Income	75,637
Total Revenues	3,360,462

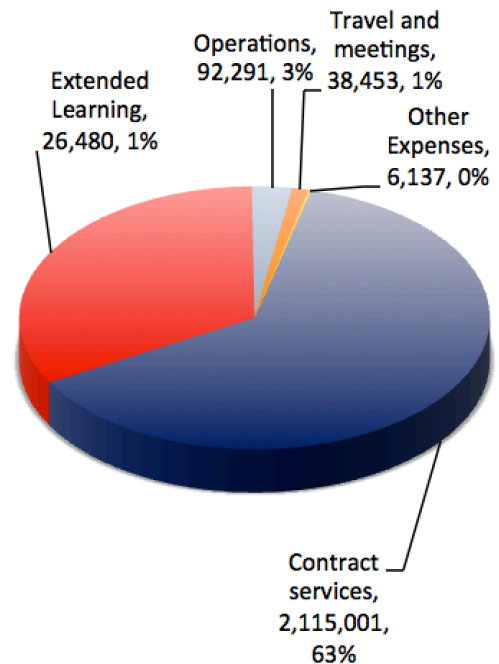
EXPENSES FY 2017

Contract services	\$2,115,001
Salaries and wages	1,109,454
Operations	92,291
Travel and meetings	38,453
Other Expenses	6,137
Total Expenses	3,361,336

Revenue Breakdown FY2017



Expenditures Breakdown FY17



CHALLENGES & FUTURE OUTLOOK



**Budget
Request
for FY2019
= \$4.03M**

ORGANIC GROWTH

iLACS is well into its fourth school year. iLACS is currently seeking appropriation to support the organic growth of its student population. Goals for growth are as follows:

Grade	SY2017-18	SY2018-19	SY2019-20	SY2020-21	SY2020-21
K5	108	120	140	140	140
1	99	120	125	140	140
2	99	100	125	130	140
3	67	100	110	130	140
4	68	90	110	125	140
5	59	90	100	125	140
TOTAL	500	620	710	790	840

This growth pattern will allow for two things: 1) Reach the maximum capacity of student enrollment and allowing for as many students on Guam to experience iLACS, 2) Allow for funding that will help expand the programs of iLACS.

FARM to TABLE PROGRAM

iLACS is working with the community and key vendors to expand our agriculture program. This program is designed to teach elementary students the health benefits of eating more produce, the need for Guam to look into more ideas to be self-sustaining, and to explore the engineering design of agriculture and irrigation.

ACCREDITATION

iLACS has submitted their application for WASC candidacy. iLACS is currently waiting for WASC to schedule the initial visit, which is to occur either in the Spring or Fall of 2018.

FUTURE CHALLENGES

President Trump's Tax Cuts and Jobs Act of 2017 requires a budget cut for the remainder of Fiscal Year 2018 for the entire GovGuam. Charter schools' per pupil cost will be reduced proportionately. iLACS will need to find additional funding sources such as grants and donors to cover forecasted shortfall due to budget cuts.