

ILEARN ACADEMY CHARTER SCHOOL

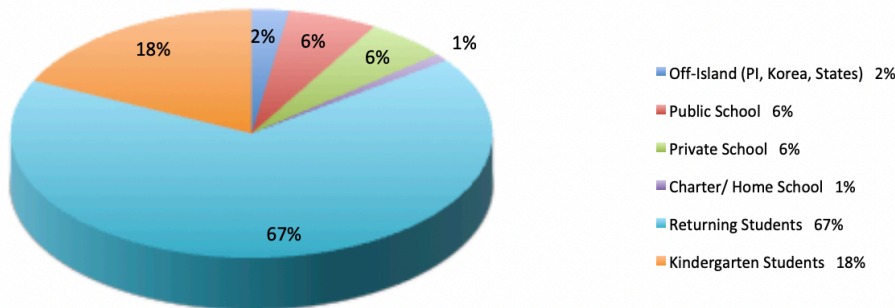


FISCAL YEAR 2019

ABOUT US

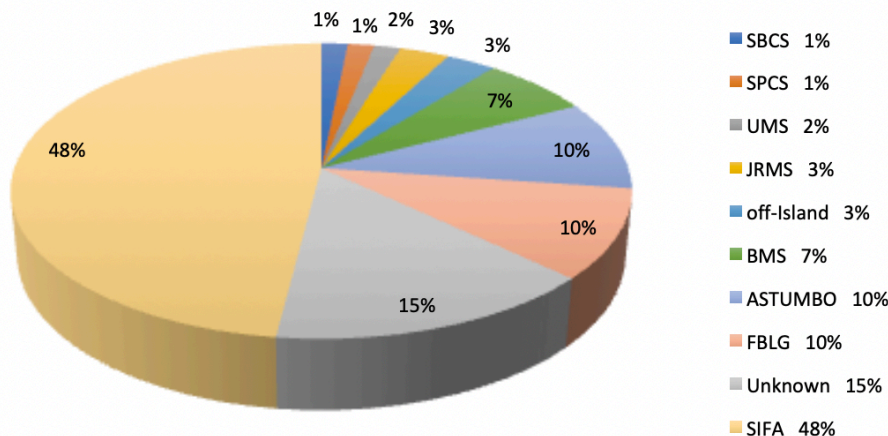
iLearn Academy Charter School (iLACS) opened its doors to 136 students in January 2015. As of September 30, 2019, iLACS has 620 students enrolled. iLACS is a STEM (Science, Technology, Engineering, and Math) School and consists of K5 thru 5th grade.

Student Enrollment History



Eighty-five percent (85%) of all students enrolled at iLearn are either returning students or students who have entered as Kindergarten. Students who have transferred from district/public schools are from the following schools: Adacao Elem, Astumbo Elem, Chief Brody Elem, DL Perez Elem, Finegayan Elem, JM Guerrero Elem, LBJ Elem, Liguano Elem, MA Ulloa Elem, Machanao Elem, MU Lujan Elem, Ordot Elem, Price Elem, Tamuning Elem, UPI Elem, and Wettengel Elem

Middle School Choice for SY19-20



Fifteen percent (15%) of parents had not made a decision as to where their students when the student information system was updated for the new school year.

BOARD OF TRUSTEES

Mrs. Helen Nishihira
Chairman

Mrs. Rachel Cubacub
Secretary

Mr. Augusto Sablan
Treasurer

Mrs. Rachel Stake
Mr. Wilhelm Miranda
Mrs. Carina Su (Parent)
Members

SCHOOL LEADERSHIP

Mrs. Helen Nishihira
Chief Operations Officer

Mrs. Rachel Stake
Director of Curriculum &
Instruction
Principal

Mrs. Maria Singh
Facilities Manager

Mrs. Nina Field
Business Manager

ILEARN ACADEMY CHARTER SCHOOL (ILEARN) STRATEGIC PLAN

- GOAL 1** All iLearn students will be able to perform academically at grade level.
- GOAL 2** All iLearn personnel will be well equipped with the skills and resources they need to improve instruction and student learning through ongoing professional development.
- GOAL 3** The iLearn community will provide an enriching student learning environment and a positive and supportive atmosphere for all personnel
- GOAL 4** The iLearn management will ensure that operational activities will meet high standards of accountability and resources will be utilized effectively.

OUR PERFORMANCE

ACT Aspire Four Year Data Trend

ACT Aspire Trend Data 3-5 Years Schoolwide English Scores Average Score				
Grade	2016	2017	2018	2019
3	415R	414R	414R	414R
4	418R	418R	419R	418R
5	418C	421R	420R	420R

ACT Aspire Trend Data 3-5 Years Schoolwide Writing Scores Average Score				
Grade	2016	2017	2018	2019
3	421C	N/A	*	
4	422C	N/A	*	
5	422C	N/A	*	

ACT Aspire Trend Data 3-5 Years Schoolwide Reading Scores Average Score				
Grade	2016	2017	2018	2019
3	411C	409S	410S	410S
4	412C	413C	413C	412C
5	413S	416C	415C	416C

ACT Aspire Trend Data 3-5 Years Schoolwide Mathematics Scores Average Score				
Grade	2016	2017	2018	2019
3	411C	411C	410C	410C
4	413C	414C	415C	414C
5	412C	415C	415C	415C

KEY	
E	Exceeding
R	Ready
C	Close
S	In Need of Support
*	Pending Results

The above data demonstrates iLearn’s four-year performance. The results show iLearn is steadily progressing towards its academic goals. It is noted that while iLearn's 3rd grade reading scores demonstrates a great need for support, this is a national trend. iLearn is looking to change this trend.

It is iLearn’s desire to eventually compile a STEM composite score to help indicate a more comprehensive evaluation of our overall program. In order to obtain this score, the subtests for English, Writing, Reading, Math, and Science need to be taken. iLearn initially took the Writing subtest in 2016. In 2017, iLearn joined GDOE in the state-wide assessment but only three subtests were taken. We have collaborated with GDOE and the science and writing subtest will be included in the spring of 2021.

OUR FINANCES

FY2019 Financial Highlights

- The School closed FY 2019 with a positive net position of \$349K. However, the Tax Cuts and Jobs Act from prior year continues to have a negative impact on the financial statements.
- The School's total revenues increased by 29% and \$3.8M was from Government of Guam Appropriations and the remaining revenues from other funding sources.

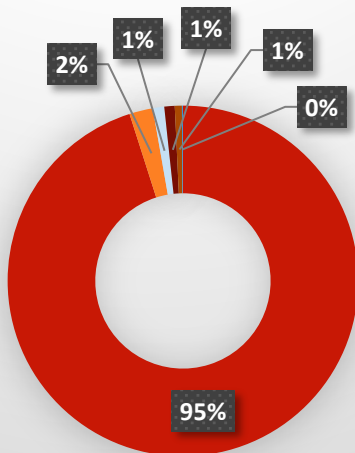
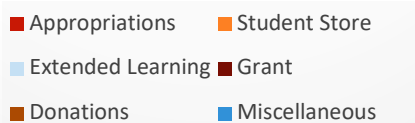
FY 2019 Revenues

\$ 3,774,560	Appropriations
\$ 86,145	Student Store
\$ 41,900	Extended Learning
\$ 38,038	Grant
\$ 25,917	Donations
\$ 3,711	Miscellaneous
\$ 3,970,271	

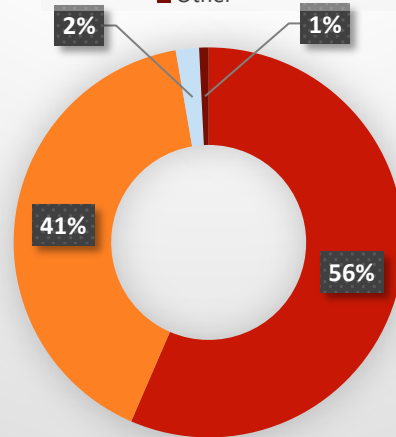
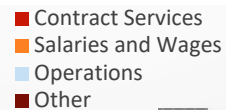
FY 2019 Expenditures

\$ 2,058,290	Contract Services
\$ 1,485,546	Salaries and Wages
\$ 70,290	Operations
<u>\$ 28,543</u>	Other
\$ 3,642,669	

FY 2019 Revenues



FY 2019 Expenditures



OUR CHALLENGES AND FUTURE OUTLOOK

RENEWAL

iLearn's charter was granted renewal by the Guam Academy Charter School Council on January 22, 2020 in accordance to 17 GCA Chapter 12 §12113, giving iLearn Academy Charter School another six years.

ACCREDITATION

iLearn was granted initial accreditation on May 2019. Due to COVID-19, WASC extended iLearn's accreditation status from 2021 to 2022.

FUTURE CHALLENGES

Funding for charter schools is an uncertainty that makes planning a challenge. In FY2018, we were approved for \$6500 only to have that amount reduced to \$5980 when the budget was cut by 8% in the middle of the fiscal year. iLearn is still working with vendors to pay down overdue invoices caused by the mid-year budget cut.

Because current charter school laws do not allow for allotted funds to be used towards reconstruction, renovation, or building of a facility, working out a more permanent location for iLearn has been a challenge. While the school may have found a solution, it will take a longer period of time to resolve the situation than what was originally anticipated.

One hundred twenty Kindergarten students



Seuss on the Loose:
iLearn's first Family Fun Run



Math Olympiads



National Elementary Honor Society

